



榮昌科技股份有限公司 法人說明會

GRAND-TEK
www.grand-tek.com

2019年10月8日

股票代號：3684



GRAND-TEK
www.grand-tek.com



免責聲明

本次法說會所提供之簡報內容，可能包括對於未來狀況之預測及評估關於未來狀況之陳述，乃基於公司目前可得資料所做的預測，涉及風險及不確定性，並可能發生實際結果與預期狀況有重大差異的情形，本公司並不保證簡報內容之正確性亦不負有更新或修正簡報內容之責任。

簡報內容非經由本公司書面許可，任何第三者不得任意取用或複製。





GRAND-TEK
www.grand-tek.com



- 公司簡介
- 財務概況
- 核心策略
- Q&A

榮昌科技股份有限公司簡介

成立時間：1995/June/12

營運總部：臺灣 新北市

公司資本額：新台幣245,915,360元

產品類別比重	2015	2016	2017	2018	2019H1
高頻連接線	24.59%	23.10%	18.71%	26.67%	20.16%
無線通訊整合次系統	71.19%	74.15%	77.70%	71.07%	77.97%
其他 / NRE	4.22%	2.75%	3.59%	2.26%	1.87%

Grand-Tek Technology Ltd

Established in 1995

8F, No233-2, Bao Ciao Road Hsin Dian Dist,
New Taipei City, Taiwan23145

ISO9001 :2015

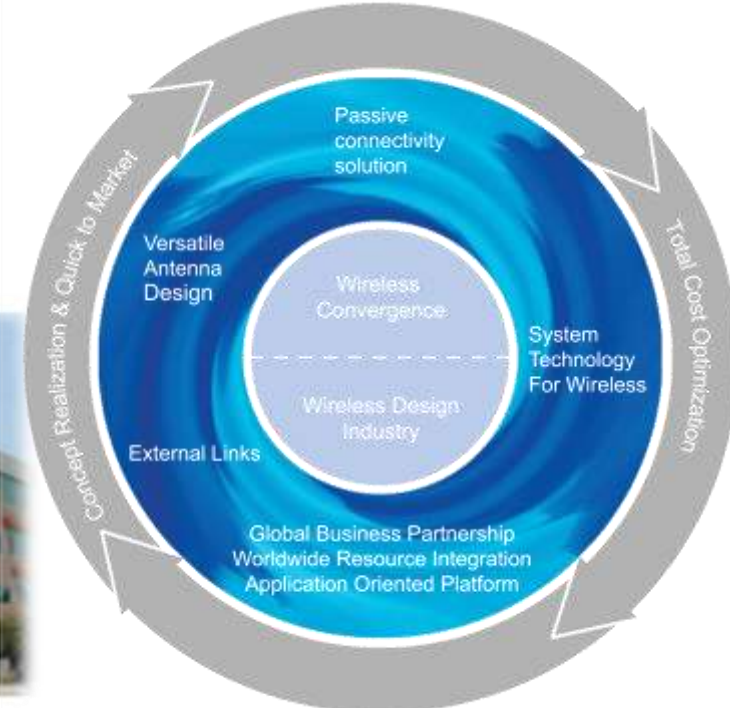


DongGuan Gtan Grand-Tek Precision Technology Ltd

Established in 2001, 100% owned by GTT

Bai Shi Gang Chang Ping Town,
DongGuan City, GuanDong Province, China
中國廣東省東莞市常平鎮白石崗向北村

ISO9001 :2015
ISO14000 :2015
Q080000 :2017
IATF16949



GTT at a glance



1995

1995 June GTT founded



2009

GROWTH AND EXPANSION

Move to Sing-Dian for a New Production Facility



2014

TT: 3684

Became Listed in Taiwan Stock Exchange

QC 080000: 2017

Hazardous Substance Process Management System

IATF16949:2016

Quality Management System for Automotive Industry

ISO 14001: 2015

Environmental Management

TUV: 2013

GTT Power Supply Series Product Range Passed TUV

2019 Value Creations via T.Q.S.C.



Facility Space:1540 m²
Clean Room:500 m²



Facility Space:1540 m²
Clean Room:500 m²



2001: ISO 9001

CHANG-PING GRAND-TEK

Production Base for Worldwide Market



UL: 1995

UL Safety Certification for Wire and Cable Harness & Connector



- 60950-1
- 60950-22
- 62368-1
- UL-50E
- UL-764
- UL-913
- UL-969
- UL-1203
- UL-1604



- Part 15
- Part 15B
- Part 15C
- Part 15E



- EN 300 019
- EN 300 328
- EN 301 893
- EN 102 230
- EN 301 489



- EN 55032
- EN 55035
- EN 61000-4-2



- TS36.124
- TS36.523

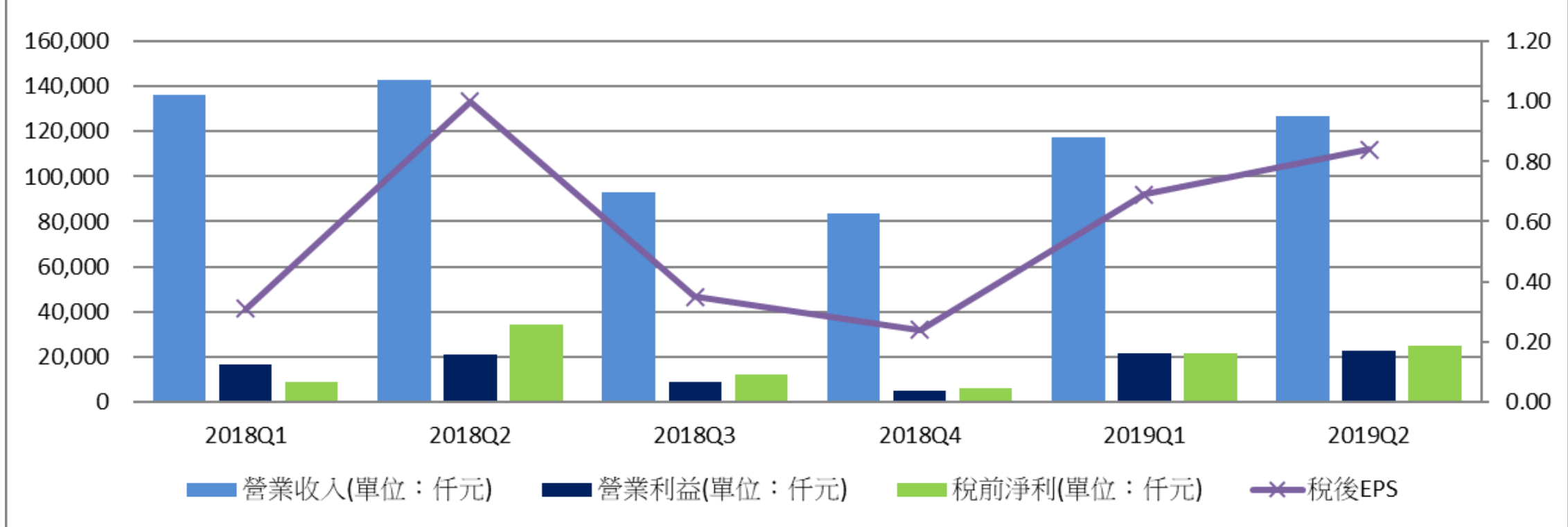


- OTA

近六季之經營實績

	2018Q1	2018Q2	2018Q3	2018Q4	2019Q1	2019Q2
營業收入(單位：仟元)	136,305	142,672	92,951	83,524	117,529	126,647
營業毛利率	33.27%	36.07%	40.04%	35.92%	41.70%	39.25%
營業利益(單位：仟元)	16,564	21,167	8,476	4,607	21,337	22,513
稅前淨利(單位：仟元)	8,455	34,395	11,837	6,093	21,428	24,809
稅後EPS	0.31	1.00	0.35	0.24	0.69	0.84

近六季之經營實績



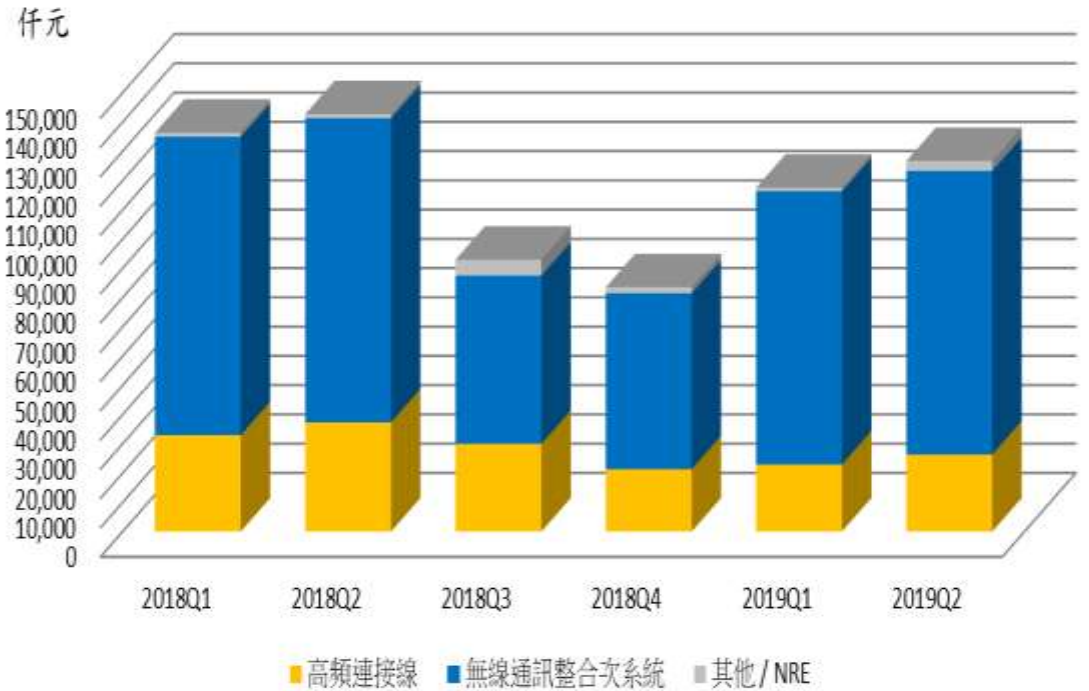
營運資金

單位：新台幣仟元(In Thousands of NT\$)

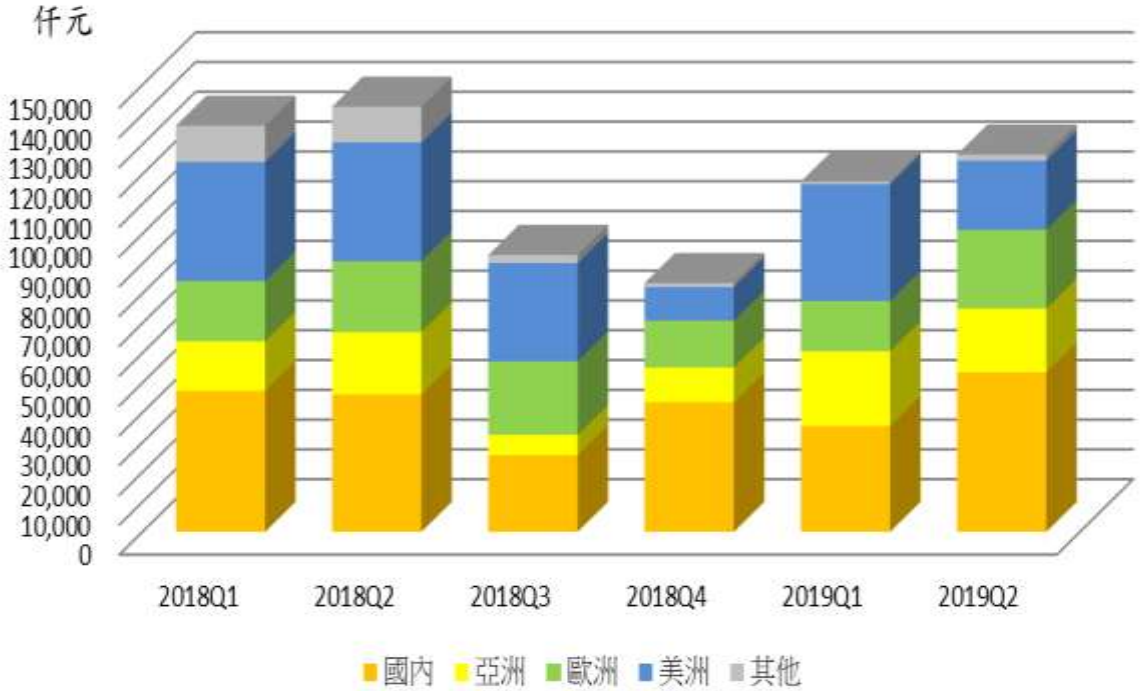
	2016	2017	2018				2019	
	Full	Full	Q1	Q2	Q3	Q4	Q1	Q2
現金及約當現金 (Cash and cash equivalents)	203,376	246,957	220,024	225,492	204,885	169,777	157,666	188,843
應收票據及帳款餘額 (Notes and Accounts receivable)	126,245	158,957	135,105	115,469	74,454	80,638	94,474	112,195
應收帳款周轉天數 (Accounts receivable turnover days)	86	83	98	80	93	84	68	74
存貨金額 Inventory	19,317	36,216	38,549	28,860	28,729	28,228	37,768	22,441
存貨周轉天數 Inventory turnover days	23	26	37	34	47	48	44	36
應付票據及帳款餘額 Notes and Accounts payable	97,626	115,824	93,887	96,802	60,244	54,181	80,160	64,642
應付帳款周轉天數 Accounts payable turnover days	109	99	105	96	129	98	90	86

產品營收組合及地區別分析

產品別比重 2018Q1~2019Q2



地區別比重 2018Q1 ~ 2019Q2



Road Map-2020 成長動能

Continuous Innovation
New Product Releases



5G FR1



C-V2X Vehicles Communicate with Everything

V2V Vehicles Communicate with Vehicles

DSRC Dedicated Short Range Communication



4G NB-IoT, 5G FR1 antenna

Static IoT Gateway

Dynamic IoT Gateway

IK09 Robust IP68 Antenna

Fast Deployment for "Mission Critical Installation"

Design-in support-Project base



4G/5G NR1 & WiFi antenna two feeders
High-Efficiency, High Performance





GRAND-TEK
www.grand-tek.com



Q&A

謝謝蒞臨！

