


N TYPE BULKHEAD FEMALE TO U.FL-LP-088(O.D.: 1.37MM)



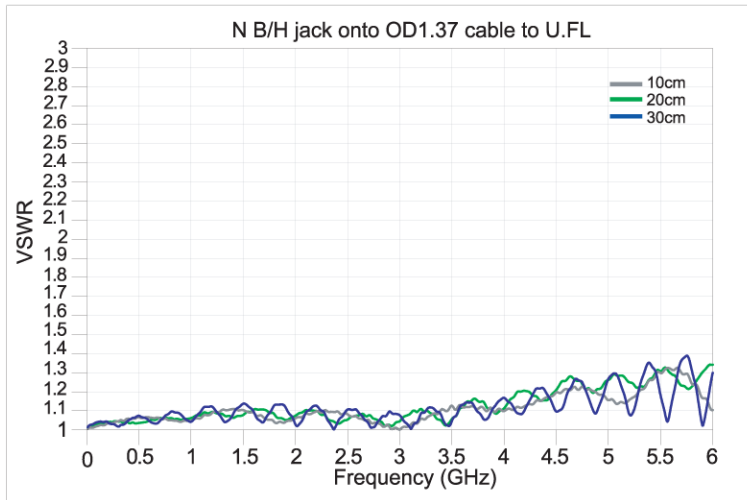
U.FL-LP-088 Jumper

ELECTRICAL SPECIFICATIONS
Impedance Nominal: 50 Ohms
Capacitance, Nominal: 3.43dB/m(at 3GHz); 5.13dB/m(at 6GHz)
Insulation Resistance: 500M Ohms min
Dielectric Withstanding Voltage: 60 VAC(rms)

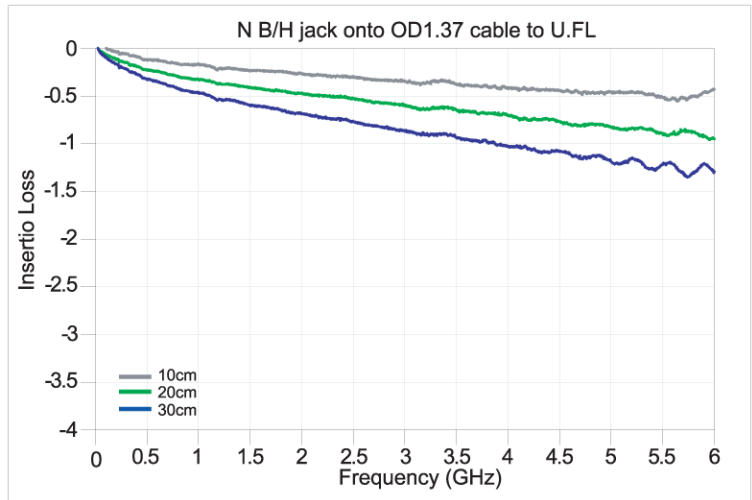
MECHANICAL SPECIFICATIONS
Cable Max. DIA: 1.37mm
Min Bend Radius; 16mm
Temperature Range: -40C to +90C
Mating Torque: 2.5mm Max

N B/H jack onto OD1.37 cable to U.FL											
Test data		VSWR(max:1)					Insertion Loss (dB)				
P/N	Cable Length	Use band									
				ISM band				ISM band			
		GSM/3G*	GPS	2.4-2.5GHz	3.4-3.7GHz	4.9-5.875GHz	GSM/3G*	GPS	2.4-2.5GHz	3.4-3.7GHz	4.9-5.875GHz
4-4-UFL-010	10cm						-0.22	-0.30	-0.35	-0.45	-0.60
4-4-UFL-020	20cm	1.2:1	1.2:1	1.2:1	1.25:1	1.45:1	-0.37	-0.50	-0.57	-0.72	-1.00
4-4-UFL-030	30cm						-0.50	-1.65	-0.82	-1.02	-1.40

VSWR



Insertion Loss



*GSM is including 890-960MHz, 1880-1900MHz, therefore our GSM/3G testing frequency covers up to 2GHz

For customized cables, please refer to page or send us your inquiry to wireless@grand-tek.com

U.FL is a registered trademark of Hirose.

Visit our website at <http://www.grand-tek.com>